



District Report Card: 2017


State: Tamil Nadu	District: Vellore
Class: 8	Subject: Language
Schools: 51	Students: 1234


Participation/Coverage


Students

GENDER 	Boys		Girls	
	Number	%	Number	%
	608	49.27	626	50.73

AREA 	Rural		Urban	
	Number	%	Number	%
	499	40.44	735	59.56

CATEGORY 	SC		ST		OBC		GEN	
	Number	%	Number	%	Number	%	Number	%
	293	23.74	11	0.89	907	73.50	23	1.86

CWSN 	LD	VI	HI	S&LD	ID	Oth
	7	0	4	1	1	1

Management 	Government		Government-aided	
	Number	%	Number	%
	757	61.35	477	38.65

Average Performance of Students in Language (%)

Overall	Gender		Area		Management		Social Group			
	Male	Female	Rural	Urban	Govt.	Aided	SC	ST	OBC	GEN
49.15	46.48	51.75	50.19	48.44	48.92	49.52	49.72	53.33	49.08	42.90

Performance on Learning Outcomes (LOs)

Learning Outcomes	Description	Average Performance(%)
L813	Read textual/non-textual materials with comprehension and identifies the details, characters, main idea and sequence of ideas and events while reading	49.15

Range of Performance of Students who Answered Correctly							
Below 30%		30% - 50%		50% - 75%		Above 75%	
Number	%	Number	%	Number	%	Number	%
283	22.93	396	32.09	392	31.77	163	13.21

Lowest Performing Learning Outcomes (LOs)

1 - Read textual/non-textual materials with comprehension and identifies the details, characters, main idea and sequence of ideas and events while reading (49.15)